

EUROPEAN PATENT APPLICATION

Application number: 84200239.6

Date of filing: 21.02.84

Int. Cl. 7: **C 12 N 15/00**
A 01 H 1/00, C 12 N 1/20
C 12 N 5/00, C 12 P 1/00
/(C12P1/00, C12R1/91),
(C12N1/20, C12R1/01),
(C12N5/00, C12R1/91)

Priority: 24.02.83 NL 8300698

Date of publication of application:
03.10.84 Bulletin 84/40

Designated Contracting States:
AT BE CH DE FR GB IT LI LU NL SE

Applicant: RIJKSUNIVERSITEIT LEIDEN
Stationsweg 46 P.O. Box 9500
NL-2300 RA Leiden(NL)

Applicant: Schilperoort, Robbert Adriaan, Prof. Dr.
Anthonie Duycklaan 10c
NL-2334 CD Leiden(NL)

Inventor: Schilperoort, Robbert Adriaan, Prof. Dr.
Anthonie Duycklaan 10c
NL-2334 CD Leiden(NL)

Inventor: Hoekema, Andreas, Drs.
Boerhaavelaan 114
NL-2334 ET Leiden(NL)

Inventor: Hooykaas, Paul Jan Jacob, Dr.
Condorstraat 126
NL-2317 AW Leiden(NL)

Representative: Kooy, Leendert Willem et al,
OCTROOIBUREAU VRISENDORP & GAADE P.O. Box
266
NL-2501 AW The Hague(NL)

A process for the incorporation of foreign DNA into the genome of dicotyledonous plants; *Agrobacterium tumefaciens* bacteria and a process for the production thereof; plants and plant cells with modified genetic properties; a process for the preparation of chemical and/or pharmaceutical products.

The invention relates to a process for the incorporation of foreign DNA into chromosomes of dicotyledonous plants by infecting the plants or incubating plant protoplasts with *Agrobacterium bacteria*, which contain one or more plasmids, wherein bacteria are used which contain at least one plasmid having the *vir*-region of a Ti (tumour inducing) plasmid but no T-region, and at least one other plasmid having a T-region with incorporated therein foreign DNA but no *vir*-region, as well as to a *Agrobacterium bacteria*, suitable for use in the process according to claim 1 wherein at least one plasmid which has the *vir*-region of a Ti (tumour inducing) plasmid but no T-region and at least one other plasmid which has a wild type T-region with incorporated in it foreign DNA but no *vir*-region.

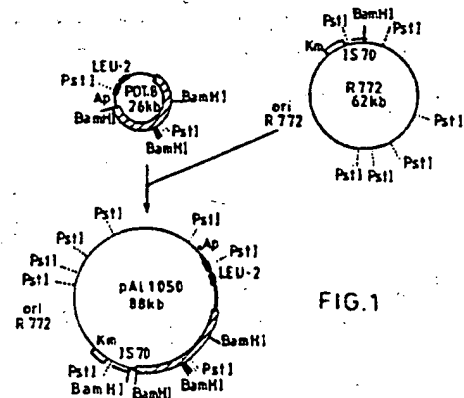


FIG.1

EP 0 120 516 A2

EUROPEAN PATENT APPLICATION

(21) Application number: **84200239.6**
 (22) Date of filing: **21.02.84**

(51) Int. Cl.⁴: **C 12 N 15/00**
A 01 H 1/00, C 12 N 1/20
C 12 N 5/00, C 12 P 1/00
/(C12P1/00, C12R1:91),
(C12N1/20, C12R1:01),
(C12N5/00, C12R1:91)

(30) Priority **24.02.83 NL 8300698**

(43) Date of publication of application:
03.10.84 Bulletin 84/40

(88) Date of deferred publication of search report: **10.07.85**

(84) Designated Contracting States:
AT BE CH DE FR GB IT LI LU NL SE

(71) Applicant: **RJKSUNIVERSITEIT LEIDEN**
Stationsweg 46 P.O. Box 9500
NL-2300 RA Leiden(NL)

(71) Applicant: **Schilperoort, Robbert Adriaan, Prof. Dr.**
Anthonie Duycklaan 10c
NL-2334 CD Leiden(NL)

(72) Inventor: **Schilperoort, Robbert Adriaan, Prof. Dr.**
Anthonie Duycklaan 10c
NL-2334 CD Leiden(NL)

(72) Inventor: **Hoekema, Andreas, Drs.**
Boerhaaveaan 114
NL-2334 ET Leiden(NL)

(72) Inventor: **Mooykaas, Paul Jan Jacob, Dr.**
Condorstraat 126
NL-2317 AW Leiden(NL)

(74) Representative: **Kooy, Leendert Willem et al.**
OCTROOIBUREAU VRIESENDORP & GADE P.O. Box
266
NL-2501 AW The Hague(NL)

(54) A process for the incorporation of foreign DNA into the genome of dicotyledonous plants; *Agrobacterium tumefaciens* bacteria and a process for the production thereof; plants and plant cells with modified genetic properties; a process for the preparation of chemical and/or pharmaceutical products.

(57) The invention relates to a process for the incorporation of foreign DNA into chromosomes of dicotyledonous plants by infecting the plants or incubating plant protoplasts with *Agrobacterium* bacteria, which contain one or more plasmids, wherein bacteria are used which contain at least one plasmid having the *vir*-region of a Ti (tumour inducing) plasmid but no T-region, and at least one other plasmid having a T-region with incorporated therein foreign DNA but no *vir*-region, as well as to a *Agrobacterium* bacteria, suitable for use in the process according to claim 1 wherein at least one plasmid which has the *vir*-region of a Ti (tumour inducing) plasmid but no T-region and at least one other plasmid which has a wild type T-region with incorporated in it foreign DNA but no *vir*-region.

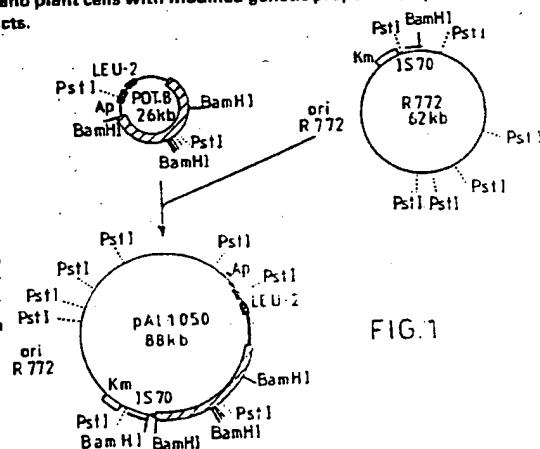


FIG. 1

EP 0 120 516 A3



DOCUMENTS CONSIDERED TO BE RELEVANT			
Category	Citation of document with indication, where appropriate, of relevant passages	Relevant to claim	CLASSIFICATION OF THE APPLICATION (Int. Cl. 2)
O, X	CHEMICAL ABSTRACTS, vol. 101, no. 25, 17th October 1984, page 197, no. 223932k, Columbus, Ohio, US; A.J.De FRAMOND et al.: "Mini-Ti plasmid and a chimeric gene construct: new approaches to plant gene vector construction". & MIAMI WINTER SYMP. 1983, 20(ADV. GENE TECHNOL.: MOL. GENET. PLANTS ANIM.), 159-70.	1-7	C 12 N 15/00 A 01 H 1/00 C 12 N 1/20 C 12 N 5/00 C 12 P 1/00 // (C 12 P 1/00) C 12 R 1:91) (C 12 N 1/20) C 12 R 1:01) (C 12 N 5/00) C 12 R 1:91)
P, X	--- NATURE, vol. 303, 12th May 1983, pages 179-180; A.HOEKEMA et al.: "A binary plant vector strategy based on separation of vir- and T-region of the Agrobacterium tumefaciens Ti-plasmid". *The whole document*	1-7	TECHNICAL FIELDS SEARCHED (Int. Cl. 2)
P, X	--- BIOTECHNOLOGY; vol. 1, May 1983, pages 262-269; A.J. De FRAMOND et al.: "Mini-Ti: A new vector strategy for plant genetic engineering". *The whole document*	1-7	C 12 N
--- -/-			
The present search report has been drawn up for all claims			
Place of search THE HAGUE		Date of completion of the search 28-03-1985	Examiner DESCAMPS J.A.
CATEGORY OF CITED DOCUMENTS		T : theory or principle underlying the invention E : earlier patent document, but published on, or after the filing date D : document cited in the application L : document cited for other reasons & : member of the same patent family, corresponding document	
X : particularly relevant if taken alone Y : particularly relevant if combined with another document of the same category A : technological background O : non-written disclosure P : intermediate document			



DOCUMENTS CONSIDERED TO BE RELEVANT			
Category	Citation of document with indication, where appropriate, of relevant passages	Relevant to claim	CLASSIFICATION OF THE APPLICATION (Int. Cl. 3)
D, A	<p>PLASMID, vol. 7, 1982, pages 107-118, Academic Press, Inc.; JACQUES HILLE et al.: "Construction and application of R Prime Plasmids, carrying different segments of an Octopine Ti PLasmid from Agrobacterium tumefaciens, for complementation of vir genes". *The whole document*</p>	1	
D, A	<p>--- JOURNAL OF BACTERIOLOGY, vol. 150, no. 1, April 1982, pages 327-331; J.H.KLEE et al.: "Complementation analysis of Agrobacterium tumefaciens Ti Plasmid mutations affecting Oncogenicity". *The whole document*</p> <p>-----</p>	1	
The present search report has been drawn up for all claims			TECHNICAL FIELDS SEARCHED (Int. Cl. 3)
Place of search THE HAGUE		Date of completion of the search 28-03-1985	Examiner DESCAMPS J. A.
<p>CATEGORY OF CITED DOCUMENTS</p> <p>X : particularly relevant if taken alone Y : particularly relevant if combined with another document of the same category A : technological background O : non-written disclosure P : intermediate document</p>		<p>T : theory or principle underlying the invention E : earlier patent document, but published on, or after the filing date D : document cited in the application L : document cited for other reasons & : member of the same patent family, corresponding document</p>	

EP Form 1503 03 82

A process for the incorporation of foreign DNA into the genome of dicotyledonous plants; Agrobacterium tumefaciens bacteria and a process for the production thereof; plants and plant cells with modified genetic properties; a process for the preparation of chemical and/or pharmaceutical products.

The invention relates to a process for the incorporation of foreign DNA into the genome of dicotyledonous plants by infecting the plants or by incubating plant protoplasts with Agrobacterium tumefaciens bacteria, which contain one or more
5 plasmids.

It is known that the Ti plasmid of A. tumefaciens is essential for the capacity of this bacterium to cause the formation of so-called "Crown gall" tumors on dicotyledonous plants (Van Larebeke et al, Nature (London) 252, 169-170 (1974);
10 Watson et al, J. Bacteriol. 123, 255-264 (1975); Zaenen et al. J. Mol. Biol. 86, 109-127 (1974)). Part of this plasmid, designated as the T-region, is integrated as T-DNA in the plant genome (the chromosomal DNA) during tumour induction (Chilton et al, Cell 11, 263-261 (1977); Chilton et al, Proc. Nat. Acad. Sci. USA 77, 4060-
15 4064 (1980); Tomasshow et al, Proc. Nat. Acad. Sci. USA 77, 6448-6452 (1980); Willmitzer et al Nature (London) 287, 259-361 (1980) and is expressed in various RNA transcripts (Drummond et al, Nature (London) 269, 535-536 (1977); Ledebouer, thesis State University of Leyden (1978); Gurley et al, Proc. Nat. Acad. Sci. USA 76, 2828-2832 (1979); Willmitzer et al, Mol. Gen. Genet. 182, 255-262 (1981)).
20 The tumour cells show a phytohormone independent growth and contain one or more unusual aminoacid derivatives, known as opines

of which octopine and nopaline are best-known. The T-DNA originating from an octopine Ti plasmid carries a gene, which codes for the enzyme lysopine dehydrogenase (LpDH) or octopine synthase (OCS) which the tumour cell needs for the synthesis of octopine (Schröder et al, FEBS Lett. 129, 166-168 (1981)). The plasmid furthermore contains genes for the use of these opines by the bacterium (Bomhoff et al, Mol. Gen. Genet. 145, 177-181 (1976); Montoya et al, J. Bacteriol. 129, 101-107 (1977)). If the T-region of the plasmid is lacking, no tumours are induced (Koekman et al, Plasmid 2, 10 347-357 (1979)). In addition to the T-region another region of the Ti plasmid appears to be essential for the tumour inducing capacity of the bacterium (Garfinkel et al, J. Bacteriol. 144, 732-743 (1980); Ooms et al, J. Bacteriol. 144, 82-91 (1980)), which part, however, has never been found in the plant tumour cells. This region 15 with a size of about 20 Md, in which mutations appear to be complementary in trans, is called the vir (virulence) region (Hille et al, Plasmid 6, 151-154 (1981)); Hille et al, Plasmid 7, 107-118 (1982); Klee et al, J. Bacteriol. 150, 327-331 (1982).

It will be clear from the above that the 20 procaryotic bacterium A. tumefaciens has a system for genetic manipulations of eucaryotic plants present in nature. The T-region of the Ti plasmid appears to be suitable for incorporating foreign DNA, in particular genes which code for particular desirable properties, into the genome of plant cells, the more so as in 25 principle it is possible to eliminate the genes which are the cause of the tumour without simultaneously blocking the incorporation of the new genes. A first possibility seems to be to transform plant cells by infecting plants with A. tumefaciens bacteria which contain one or more Ti plasmids the T-region of which is manipulated 30 in the desirable manner. It is even better to incubate plant protoplasts with such A. tumefaciens bacteria. For practical reasons the introduction of new genes in the T-region by means of recombinant-DNA techniques are preferably carried out

in Escherichia coli. However, the Ti plasmid normally cannot be maintained in E. coli (it does not replicate in this host). So, in the existing procedures a so-called shuttle vector is used which replicates in E. coli and A. tumefaciens and into which the T-region
5 is introduced. Subsequently new genes are introduced into this T-region; however, the complete Ti plasmid is necessary in order to transform cells via A. tumefaciens. The reason is that the Ti plasmid contains the essential vir-region on which genes are positioned which see to a selection of T-region (presumably by
10 recognition of base sequences at the extremities of this T-region and the transfer to the plant.

Since the Ti plasmid does not maintain its position in E. coli in the existing procedures the shuttle vector with the manipulated T-region is transferred to an A. tumefaciens
15 which contains a complete Ti plasmid which can co-exist with the shuttle vector. Since the shuttle vector contains T-region parts which are also present in the T-region of the Ti plasmid a double crossing-over between the homologous parts of both T-regions is forced. Therewith the new genes are incorporated into the T-region
20 of the intact Ti plasmid.

Existing procedures for site location directed mutations of the Ti plasmids are described by Leemans et al, The Embo Journal 1, 147-152 (1982); Matzke et al, J. Mol. Appl. Genet. 1, 39-49 (1981); vide for the general principle on which these
25 techniques are based, Ruvkun et al, Nature (London), 289, 85-88 (1981). The last step of the Ti plasmid mutation is always performed in Agrobacterium itself, because the host range of Ti plasmids is restricted to Rhizobiaceae. After a clones fragment of the Ti plasmid in E. coli has been mutated, for instance by insertion of
30 a transposone, the mutated fragment is subcloned on a vector with a broad host range and transferred into a Ti plasmid containing Agrobacterium strain. Herein the inserted DNA is incorporated by homologous recombination via double crossing-over into the Ti

plasmid, whereupon either the plasmid with a broad host range is destroyed by means of an incompatible plasmid or the Ti plasmid is transferred to another Agrobacterium by conjugation. By investigation of the transconjugants it is checked whether the
5 correct mutation of the Ti plasmid has taken place.

These known procedures are rather laborious and give technical problems, which could be avoided if the site directed mutation of the Ti plasmid itself could directly be performed in E. coli. However, the Ti plasmid is lacking an origin
10 of replication or a replicator which can function in E. coli.

Surprisingly, it has now been found that the desirable transfer of DNA from A. tumefaciens bacteria into plant cells, in which the transferred DNA is incorporated into the genome, can also be realised if the required vir and T-regions are
15 positioned on two different plasmids.

The process according to the invention is characterised in that Agrobacterium bacteria strains are used, which contain at least one plasmid which has the vir region of a Ti (tumour inducing)plasmid but has no T-region, and at least one
20 other plasmid which has a T-region with foreign DNA incorporated in it but has no vir region.

If it required not to have plantcells with a tumorous character, the oncogenes (onc-genes) and other sequences between the border sequences of the wild-type T-region can be
25 taken out leaving behind an artificial T-region which comprises the foreign DNA in between T-region border sequences. The border sequences are defined as those sequences at the extremities of a T-region that are required for transfer and integration of T-DNA in plant chromosomes via Agrobacterium.

30 The invention presents new Agrobacterium strains, suitable for use in the above-mentioned process according to the invention, which are characterised in that the Agrobacterium bacteria contain at least one plasmid which has the vir region of

a Ti (tumour inducing) plasmid but has no T-region, and at least one other plasmid which has a T-region with foreign DNA incorporated in it but has no vir region. Herein, T- region stands for any DNA transferred and integrated into chromosomal DNA of plants.

5 The new Agrobacterium strains according to the invention can be produced by incorporating into Escherichia coli foreign DNA in the T-region of a plasmid which contains a T-region and a replicator having a broad host range and introducing the resulting plasmid into Agrobacterium bacteria which contain
10 at least one plasmid which has the vir region of a Ti plasmid but has no T-region.

The invention also provides plants and plant cells which have been obtained after the genetic properties of the original plants c.q. plant cells have been modified with application
15 of the process according to the invention.

The use of the process according to the invention in which plants or plant cells with modified genetic information are obtained may be present in the improvement of plants (cultivation of an improved species, which for instance is
20 better resistant to herbicides), as well as in the realisation of a bioreactor for fermentation of plant cells optionally immobilised thereupon, which produce a specific desirable translation product, for instance enzyme, or a secondary metabolite of the plant cell, in large quantities.

25 The process according to the invention therefore offers the possibility to manufacture mutants of higher plants having well defined genetically improved resp. modified properties in an otherwise unchanged background. As already remarked before this is vital to the plant breeding industry, the more so as from
30 the tissue lines which are obtained with application of the process according to the invention regenerates can be obtained at an early stage after transformation. Furthermore, the cells with autotrophic growth, which are obtained with application of the process

according to the invention, for instance the Crown gall cells, only need a very simple synthetic medium for a good growth in a fermentator, to which medium no phytohormones need to be added. Cells thus obtained, in which foreign DNA is introduced, can be
5 cultured on a large scale, for the production of those substances, for which the foreign DNA codes, such as alkaloids, aminoacids, hydrocarbons, proteins, enzymes, steroids, etc. (cf. Impact of Applied Genetics, Micro-Organisms, Plants and Animals; OTA Report, Congress of the United States Office of Technology Assessment,
10 Washington, 1981).

According to the invention Agrobacterium strains are used c.q. produced, which contain two different compatible plasmids. One plasmid contains the vir-region, but is lacking a T-region so that it has no tumour inducing capacity as such. The
15 other plasmid carries the manipulated T-region, so that this plasmid has not tumour inducing capacity as such either. An Agrobacterium strain, which accomodates both plasmids, however, has a normal tumour inducing capacity or more in general has the capacity to incorporate DNA into the chromosomes of dicotyledonous
20 plants, such as tomatoes, tobacco, petunia, potato, sugar beet, sunflower, leguminous plants, and the like.

The invention makes it possible that for the construction of plasmid with a T-region but without a vir-region ~~is selected~~, such a smaller size of vector plasmid is used that the
25 required genetic manipulations can easily be accomplished in E. coli as a host. When the plasmid obtained herewith is transferred to an Agrobacterium strain, which accomodates the plasmid with the vir-region but no T-region, the possibility is opened to introduce the manipulated T-region into the plant cells. The binary vector system
30 according to the invention for genetic manipulations of plant cells eliminates the necessity to use an intact Ti plasmid therefor, with all the drawbacks connected therewith. Also, a forced crossing-over which may give rise to complications is no longer necessary

according to the invention.

By the omission of the necessity to apply forced crossing-over for introducing a new gene or genes into the T-region of the intact Ti plasmid the binary vector system
5 moreover has the advantage that it is no longer necessary to incorporate undesirable genes, including e.g. the onc-genes or parts thereof, of the T-region together with the new gene or genes into plant chromosomes. With the binary vector system it now has become possible to construct a complete "artificial" T-region.
10 such as for instance described in fig. 5 and then to incorporate this DNA into chromosomes.

The invention is illustrated hereinunder with the aid of the drawing in which

fig. 1 shows in outline the construction of
15 the plasmid pAL1010;
fig. 2 shows a physical card of the plasmid pTiAch5;
fig. 3 shows in outline an octopine Ti plasmid;
20 fig. 4 shows in outline the invention; and
fig. 5 shows in outline the structure of normal T-DNA and of manipulated "artificial" T-DNA, as incorporated into the plant genome;
as well as with the aid of a description of
25 performed experiments.

Also examples of experiments are described, in which actually with the invention thus described both a new gene has been manipulated in the T-region and transferred to the plant cell and a completely "artificial" T-region was used with the
30 same purpose.

In order to obtain a plasmid which contains the intact T-region of the octopine Ti plasmid pTiAch5 and both in A. tumefaciens and in E. coli is capable of autonomous replication,

use has been made of the recombinant plasmid POTY8. This plasmid is a derivative of the plasmid pJDB207 (Beggs, Molec. Genet. in Yeast, Alfred Benson Symp. 16, 383-389 (1981)), obtained by inserting the T-region of pTiAch5 into the locus for tetracycline resistance.

5 This plasmid POTY8 furthermore contains as genetic markers the ampicillin resistance gene (Ap) of the plasmid pAT153 (Twiggs et al., Nature 283, 216-218 (1980) as well as a LEU-2 gene. The plasmid POTY8 is shown in outline in fig. 1. The recognition sites for the restriction enzymes PstI and BamHI are indicated herein.

10 Since this plasmid cannot replicate in A. tumefaciens bacteria, the plasmid has been converted into a plasmid having a broad host range by fusion with the IncP plasmid R772. For this purpose R772 was introduced into the strain HB101 (with plasmid POTY8) by conjugation, whereupon transconjugants of
15 this crossing were used as donors in further crossings with the A. tumefaciens strains LBA202. Transconjugants hereof were selected for the presence of the ampicillin resistance marker of POTY8. As was expected, these strains would contain a cointegrate plasmid of POTY8 and R772, because POTY8 itself is not conjugative and
20 cannot replicate in Agrobacterium. The introduction of R772 could have taken place either in the vector part or the T-region part of POTY8. In order to be able to carry out complementation experiments, only a cointegrate containing an intact T-region is of importance. That is why subsequently 30 transconjugants were
25 conjugated with the E. coli strain JA221 (C600 trpE leu B, vide Beggs, Nature 275, 104-109 (1978)), whereupon the progeny was examined for leucin auxotrophy. One of the 30 transconjugant strains appeared not to grow on a minimum medium without leucin added. Probably, this strain contained a R772 :: POTY8 cointegrate plasmid,
30 in which the expression of the gene LEU-2 had been inactivated by the incorporation of R772. Analysis of restriction endonuclease patterns of the R772 :: POTY8 plasmid, which was called pAL1050, showed that the plasmid pAL1050 had an insertion of R772 in the

pJDB207 part of POTY8, whereas the T-region had remained unmodified. The structural organisation was further confirmed by hybridisation experiments using the Southern blot technique (Southern, J. Mol. Biol. 98, 503-518 (1975)) and of labelled plasmid DNA of R772 and
5 POTY8. The plasmid pAL1050 and the way in which it is manufactured, are shown in outline in fig. 1. Herein the T-region is indicated in shading. One of the two copies of the insertion sequence IS70 got partly lost, which accounts for the surprising stability of the cointegrate plasmid pAL1050 found.

10 The plasmid pAL1050 was introduced into a non-oncogenous Agrobacterium strain (cured of its Ti plasmid), whereupon it was investigated whether by this introduction of pAL1050 the tumour inducing capacity of the strain could be restored. In conformity with expectations (the vir-region is
15 lacking!) this appeared not to be the case, as may appear from the following table.

The pAL1050 was transferred by conjugation into the non-oncogenous Agrobacterium strain LBA4404 (Ooms et al, Gene 14, 33-50 (1981), which contained a strongly reduced Ti
20 plasmid, which was lacking the whole T-region but still had an intact vir-region (vide fig. 2). Fig. 2 shows a card of the plasmid pTIAch5, in which the T-region present on pAL1050 has been blackened and the part present on pAL4404 containing the vir-region is hatched.

25 The capacity of tumour induction of the transconjugant strain LBA4434, which contained both the plasmid pAL1050 with T-region and the plasmid pAL4404 with vir-region, was tested with different plant species. It appeared that the strain LBA4434 induced normal tumours on all plants investigated, in which
30 tumours octopine could be detected (vide the table).

Table
Plant tumour induction tests

Strain plasmids	tomato		kalanchoë		tobacco		green pea	
	tumour	ocs*	tumour	ocs	tumour	ocs	tumour	ocs
5 LBA4001 Cr**, pTiAch5	+	+	+	+	+	+	+	+
LBA4404 Cr, pAL4404	-		-		-		-	
10 LBA1050 Cr, pAL1050	-		-		-		-	
LBA4434 Cr, pAL1050 pAL4404	+	+	+	+	+	+	+	+

15 * = ocs = octopine synthesis in the tumour, detected according to Otten and Schilperoort, Biochem. Biophys. Acta 527, 497-500 (1978)

** = Cr = the large cryptic plasmid of A. tumefaciens strain Ach5.

20 These experiments show that the vir-region and the T-region of the octopine Ti plasmid can be separated physically on different plasmids without the tumour inducing capacity of the bacterium being affected by it. Since A. tumefaciens with only the plasmid pAL1050 cannot induce tumours, the results found show that these genes of the vir-region are active during transfer of the T-region to the plant cell.

25 One could think that the oncogenicity of the Agrobacterium strain LBA4434 may be caused by the formation of a cointegrate plasmid between pAL4404 and pAL1050 in a small portion of the bacteria. However, this is not very likely for the following reasons. First of all by hybridisation experiments on Southern
30 blots it was shown that there is no homology between the two plasmids. Consequently it is excluded that by homologous recombination between both plasmids a cointegrate is formed. Secondly, by crossing of LBA4434 (with the plasmids pAL1050 and

pAL4404) with LBA4078, an A. tumefaciens strain cured of the Ti plasmid and being erythromycin resistant as receiving bacterium, no cotransfer of the non-conjugative plasmid pAL4404 with the Inc-P plasmid pAL1050 was detected (frequency lower than 10^{-4}),

5 from which it follows that no cointegrate formation by non-legitimate recombination had taken place or only at a very low frequency. This implies that by cointegrate formation, if any, no significant contribution to the tumour induction can have been made. For, wound infections with mixtures of oncogenous and non-oncogenous A.

10 tumefaciens strains in low ratios do not lead to tumour formation (Lippincott et al, J. Eact. 97, 620-628 (1969) as a result of competition between the bacteria for a restricted number of attachments sites on the plant cells. The tumours induced by LBA4434, however, are as big as those which are induced by the wild

15 type strain Ach5. This makes it extremely unlikely that the tumour induction by LBA4434 is caused by a mixed cell population substantially consisting of non-oncogenous cells and only containing a very limited number of cells with a cointegrate plasmid.

Fig. 3 gives a picture of an octopine Ti

20 plasmid, subdivided in a part responsible for tumour induction and a part responsible for the catabolism of octopine (octopine catabolism gene Occ) and arginine (arginine catabolism gene Arc). Tra, Inc. and Rep are functions for respectively conjugation, incompatibility and replication. Aux, Cyt and Ocs are loci for

25 respectively auxine and cytoquinine-like effects and for octopine synthesis in the tumour cell.

Fig. 4A shows in outline the tumour induction which is caused by infection of plants or incubation of plant protoplasts with A. tumefaciens bacteria which contain an intact

30 Ti plasmid.

Fig. 4b and fig. 4c show that both A. tumefaciens bacteria, which only contain a plasmid A without T-region (fig. 4b) and A. tumefaciens bacteria, which only contain

a plasmid B without vir-region (fig. 4c) have no tumour inducing capacity.

Fig. 4d shows that tumour induction is possible indeed if the bacteria contain both plasmids simultaneously.

5 Fig. 4e shows the process according to the invention, in which use is made of A. tumefaciens bacteria which contain both a plasmid A with vir-region but without T-region, and a plasmid B with genetically manipulated T-region but without vir-region; the genetically manipulated T-region is incorporated into
10 chromosomes of the treated plant cells.

Fig. 5 shows in larger detail the structure of the T-region of octopine Ti plasmids, after incorporation into the plant genome. At the extremities of the T-region there is a special base sequence of about 23 base pairs (bp) which are involved
15 in the transfer and integration of T-DNA in the plant genome. Also, an "artificial" T-DNA, incorporated into the plant genome, is shown which contains one or more desirable genes and a marker gene for the selection of transformants. In order to make
20 expression of these genes in the plant cell possible, special base sequences are present, including a plant promoter (Pp) as a starting place for the transcription in RNA (→), which are needed for the regulation of the gene expression in eucaryots.

Example

In order to test the suitability of the
25 invention described in practice an experiment was carried out, in which a bacterial gene was transferred with the binary vector system to the plant cell. The gene that codes for the enzyme chloro-
amphenicol transacetylase, which is expressed within the bacterium, and sees to resistance of the host against the antibiotic chloro-
30 amphenicol was selected. This resistance gene is positioned on a DNA fragment which was manipulated in the plasmid pAL1050, which treatment was carried out within the host Escherichia coli. Subsequently the thus obtained plasmid derived from pAL1050, which

now carries the genetic information for chloroamphenicol resistance, was transferred by means of conjugation (mating) to the Agrobacterium tumefaciens strain LBA4404, which contains a strongly reduced Ti plasmid, which was lacking the whole T-region, but did not contain an intact vir-region (vide fig. 2). The thus obtained A. tumefaciens, with the manipulated T-region and the vir-region on separated plasmids was used for infection of a plant, in consequence of which it could be investigated whether cells were transformed in such a way that a tumour was formed having the characteristics of the presence of tumour cells with a T-DNA, in which at a known place a foreign piece of DNA is manipulated. The place of the T-region of the plasmid pAL1050, in which the earlier mentioned DNA fragment had been incorporated, had been selected in such a way that on the basis of data already known it could be expected that by transfer of the manipulated T-region to plant cells, the tumour thus formed would show the characteristic morphology of extreme adventitious root development on Kalanchoë daigremontiana and Nicotiana tabacum. The result of the infection test carried out indeed showed the expected tumour morphology, from which it may therefore be concluded that with the invention described the mentioned foreign DNA fragment was incorporated into the plant genome. This was further confirmed by Southern blot hybridisation experiments showing that the mentioned foreign DNA was incorporated in plant DNA.

Also a plurality of "artificial" T-DNA's have been constructed as is indicated in fig. 5, where as plant marker the gene was used which codes for an enzyme called lysopine-dehydrogenase or octopine synthase. This enzyme catalyzes only when present in plant cells the synthesis of octopine by reductive condensation of arginine and pyruvate. By infection of plants in accordance with the process according to the invention tumours were induced which indeed could synthesise octopine.

The Agrobacterium strains LBA4404 and LBA1050

0120516

are deposited on February 24, 1983 and available at the Centraalbureau
voor Schimmelcultures (CBS) at Baarn, the Netherlands, resp. under
No. CBS 191.83 and 192.83

Claims

1. A process for the incorporation of foreign DNA into chromosomes of dicotyledonous plants by infecting the plants or incubating plant protoplasts with Agrobacterium bacteria, which contain one or more plasmids, characterised in that Agrobacterium bacteria are used, which contain at least one plasmid having the vir-region of a Ti (tumour inducing) plasmid but no T-region, and at least one other plasmid having a T-region with incorporated therein foreign DNA but no vir-region.
2. Agrobacterium bacteria, suitable for use in the process according to claim 1, characterised in that at least one plasmid which has the vir-region of a Ti (tumour inducing) plasmid but no T-region and at least one other plasmid which has a wild type T-region with incorporated in it foreign DNA but no vir-region.
3. Agrobacterium bacteria suitable for use in the process according to claim 1, characterised by at least one plasmid which has the vir-region of a Ti (tumour inducing) plasmid but no T-region and at least one other plasmid, which has an artificial T-region with incorporated in it foreign DNA and no onc-genes, but no vir-region.
4. A process for the production of Agrobacterium bacteria, which contain one or more plasmids, characterised in that Agrobacterium bacteria according to claim 2 and claim 3 are produced by incorporating in Escherichia coli as a host foreign DNA in a T-region of a plasmid containing a T-region and a replicator having a broad host range, and introducing the resulting plasmid into Agrobacterium bacteria which contain at least one plasmid, which has the vir-region of a Ti-plasmid but no T-region.
5. Plants and plant cells, obtained after the genetic properties of the original plants e.g. plant cells have been modified with application of the process according to claim 1.

6. A process for the preparation of chemical and/or pharmaceutical products, characterised in that cells obtained with application of the process according to one or more of the claims 1-4 are cultured and the desired substance is isolated.

5 7. A process according to claim 6, characterised in that culture is performed by means of fermentation and optionally subsequent immobilisation.

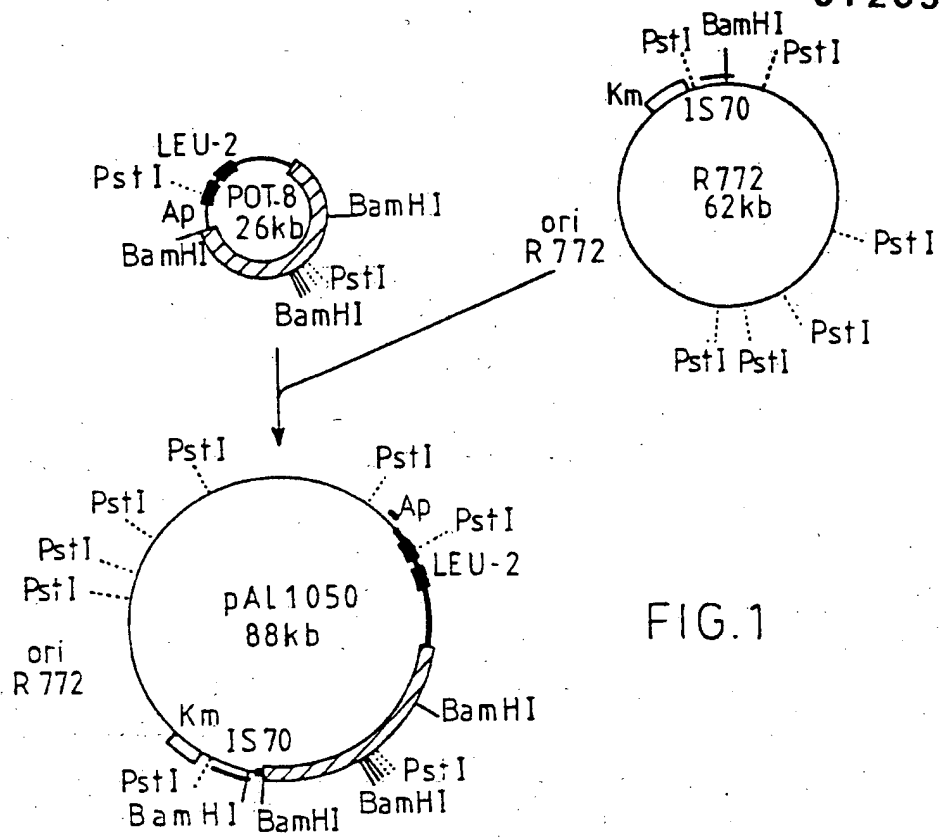


FIG.1

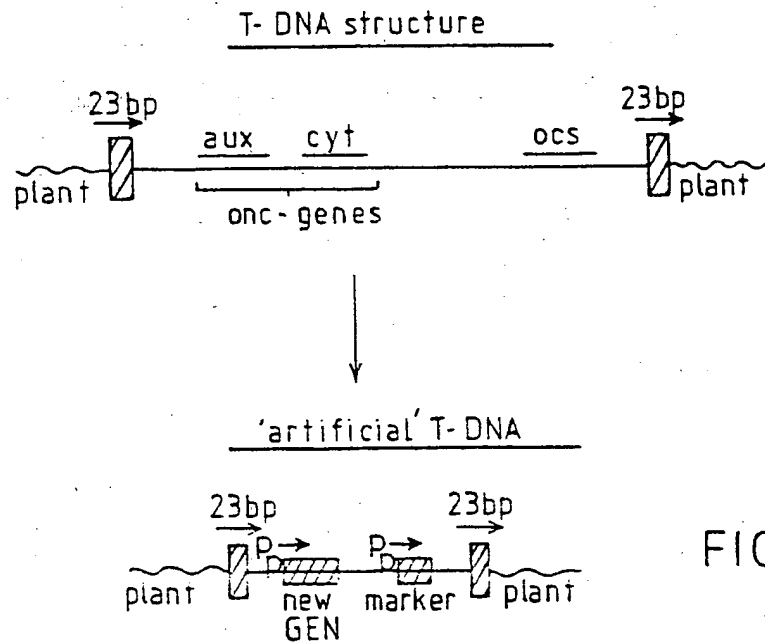


FIG.5

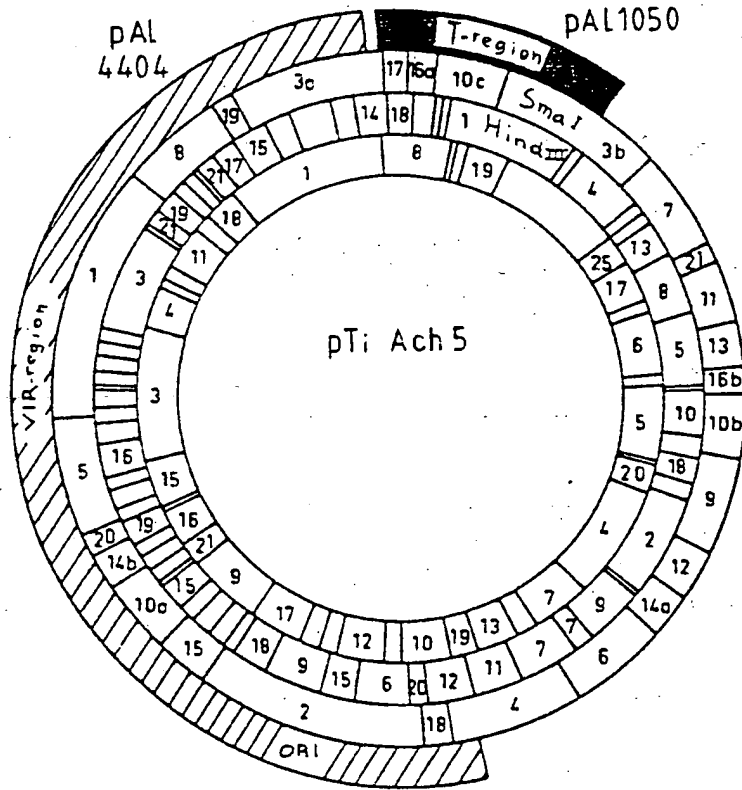


FIG.2

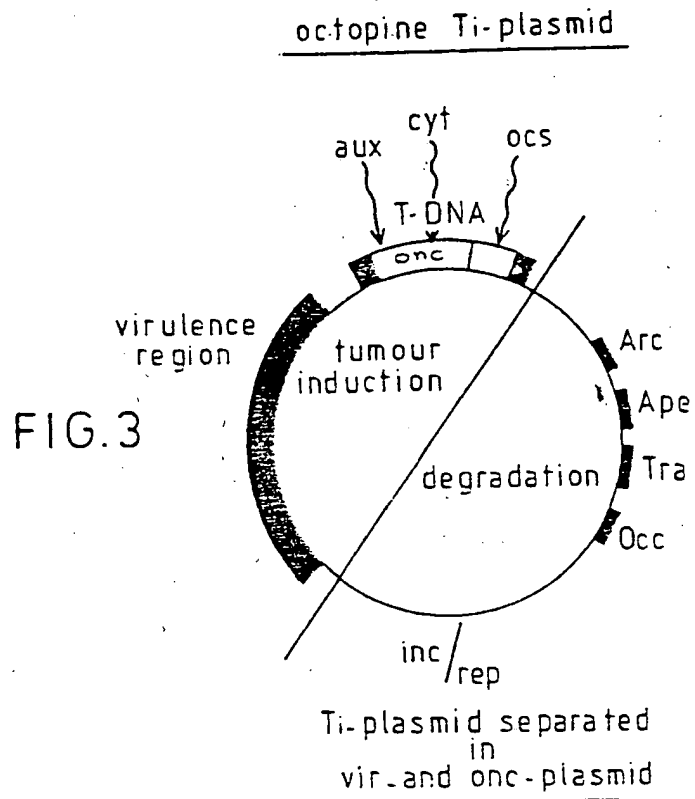


FIG.3

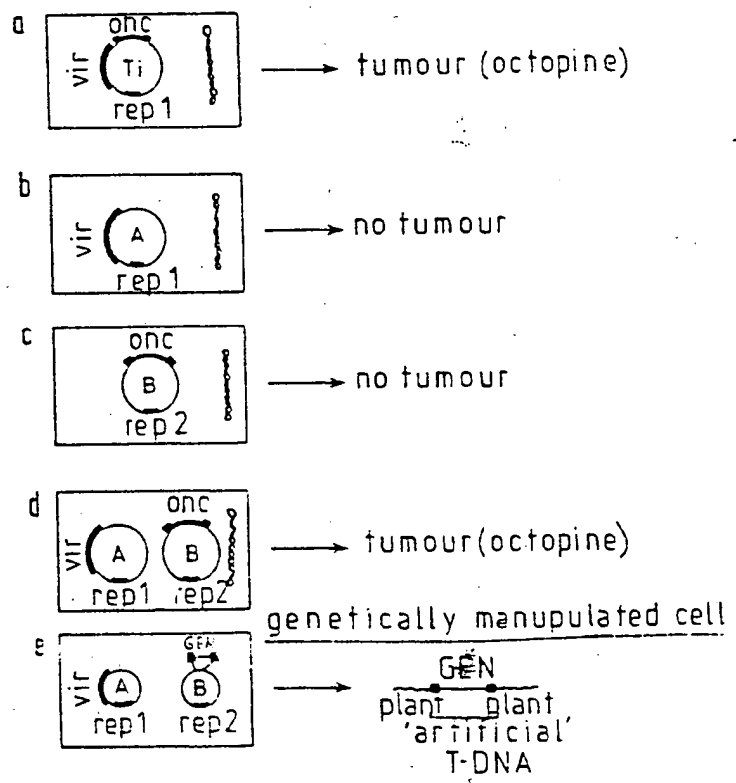


FIG.4